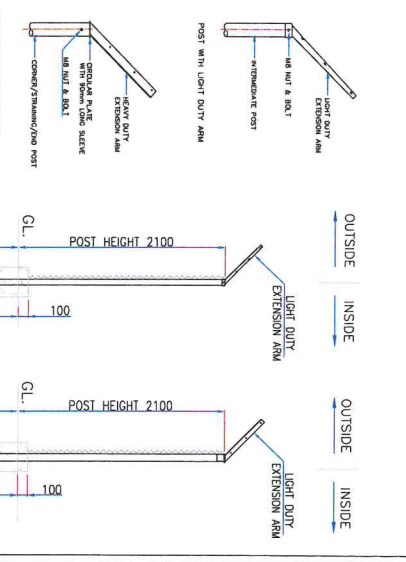
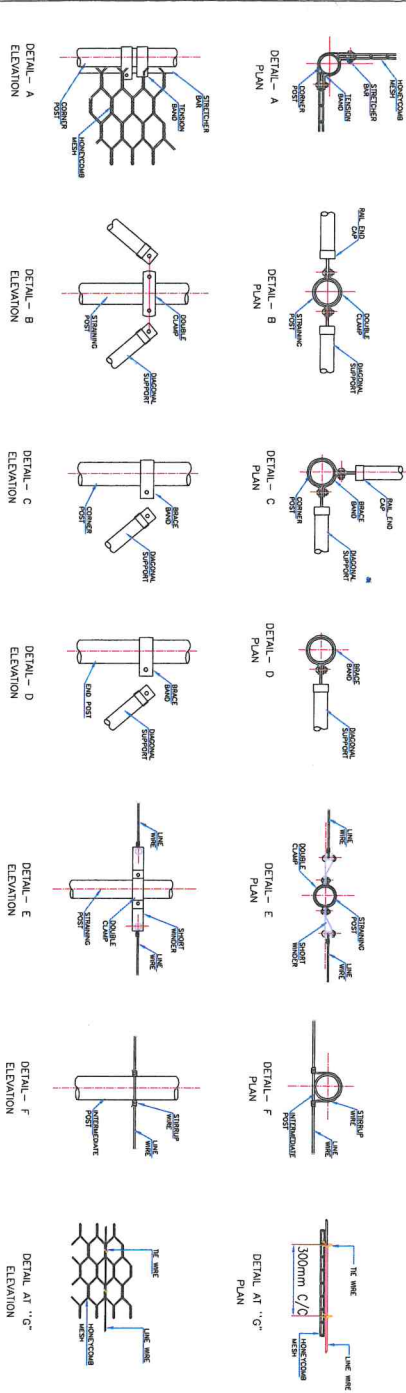
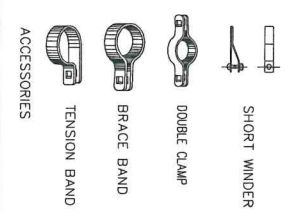


TYPICAL HONEYCOMB FENCE SYSTEM ELEVATION



SR.NO./ ITEM	DESCRIPTION
01	HONEY COMB FABRIC MESH SIZE: 80x100mm, MESH WIRE #2.7mm, FABRIC HEIGHT: 2000mm. (275 GSM) HEAVY GALVANIZED.
02	LINE WIRE WIRE #2.7mm, 5 LINES. (275 GSM) HEAVY GALVANIZED.
03	TIE WIRE WIRE #2.0mm. TO THE HONEYCOMB FABRIC WITH LINE WIRE & BOTTOM RAIL. (275 GSM) HEAVY GALVANIZED.
04	STRIP WIRE WIRE #2.0mm. TO THE LINE WIRE WITH INTERMEDIATE POST. (275 GSM) HEAVY GALVANIZED.
05	RAZOR TAPE 3 ROWS OF BLADE PROFILE - MBBT. STRIP: 0.5mm THICK. CORE WIRE: 2.50mm. (275 GSM)
06	STRETCHER BAR 25x4mm THK FLAT BAR, LENGTH 2000mm. (275 GSM)
07	INTERMEDIATE POST CHS 00. 60x3mm THK. 2100mm ABOVE GROUND LEVEL & 700mm BURIED IN THE GROUND AT EVERY CORNER. (275 GSM)
08	CORNER POST CHS 00. 60x3mm THK. 2100mm ABOVE GROUND LEVEL & 700mm BURIED IN THE GROUND AT EVERY CORNER. (275 GSM)
09	STRAINING POST CHS 00. 60x3mm THK. 2100mm ABOVE GROUND LEVEL & 700mm BURIED IN THE GROUND AT EVERY END. (275 GSM)
10	END POST CHS 00. 48x2mm THK. LENGTH 2800mm. (275 GSM)
11	DIAGONAL SUPPORT EQUAL ANGLE 50x50x5mm THK. x 500 mm LONG. FOR STRAINING, CORNER & END POST. (275 GSM)
12	HEAVY DUTY ARM MADE OUT OF SHEET METAL 2.0mm THK. x 500 mm LONG. FOR INTERMEDIATE POST. (275 GSM)
13	LIGHT DUTY ARM M8x100mm LONG WITH LOOP NUT. TO THE RAZOR TAPE AT CORNER, STRAINING & END POST.
14	EYE BOLT
15	



ACCESSORIES

NOTE :  
 1 : COMPLETE SYSTEM SHALL BE HEAVY GALVANIZED (275 GSM).  
 2 : ALL NUT & BOLTS ARE SS 304.